

2007-
2008

Washoe County School District YRBS

Summary of Findings and Relationship to
High School Dropout Rate



Summary of 2007 YRBS Results

1,355 Washoe County School District (WCSD) middle school students and 1,289 high school students were surveyed

Alcohol, Tobacco and Drug Abuse

Overall, a positive declining trend exists in the percentage of Washoe County students who have used alcohol, tobacco and other drugs. One notable exception to this trend is the high percentage of Washoe County middle school students who have used marijuana. High school students are reporting later onset of experimentation with substances, though these results are mixed at the middle school level. While Washoe County high school students are less likely to have driven a car while drinking than students in prior years, they are more likely to have ridden in a car with someone who had been drinking.

Strengths:

- *The percentage of WCSD high school students reporting lifetime use of alcohol, tobacco, marijuana, cocaine, meth, and OTC (over-the-counter) drugs declined steadily from 2001 to 2007.*
- *At the middle school level, use of alcohol, tobacco and meth have declined.*
- *High school students are reporting later onset of experimentation with substances.*
- *At the high school level, Washoe County students were less likely to report lifetime use of Meth than their counterparts in Clark County. This may be due to increased awareness about Meth in Northern Nevada around the time of YRBS survey administration, largely due to the airing of Crystal Darkness.*
- *Clark County students report earlier use of Cigarettes, Alcohol and Marijuana than Washoe County students.*

Challenges:

- *At the middle school level, use of cocaine and OTC drugs remain constant, and the use of marijuana has increased. The prevalence of marijuana use amongst WCSD middle school students is much higher than their counterparts in the balance of the state.*
- *The percentage of WCSD middle school students experimenting with alcohol, tobacco and marijuana before the age of 13 increased between 2005 and 2007.*
- *Washoe County High School students are significantly more likely to report 30-day use of alcohol, binge drinking, and Marijuana than High School students in Clark County.*
- *Washoe County Middle School students are significantly more likely to report lifetime use of Cigarettes, Alcohol, and Marijuana than their counterparts in Southern Nevada, and significantly more likely to report 30-day use of alcohol.*

Safety & Security

On the whole, students are feeling less safe and secure in their school and neighborhood environments, especially at the middle school level. These feelings of insecurity are contributing to absenteeism. While weapons are less prevalent in Washoe County schools than elsewhere in the state, gang activity is more prevalent locally. Of grave concern is the increase in the percentage of high school students who have attempted suicide.

Strengths:

- *Weapons in schools appear to be less prevalent in WCSD than in the balance of the state.*

Challenges:

- *The percentage of high and middle school students reporting that they do not feel safe and secure in their neighborhoods and at school increased substantially from 2001 to 2007.*
- *More students are reporting skipping school because they do not feel safe.*
- *The percentage of high school students who attempted suicide in the past year rose steadily.*
- *Gangs in schools appear to be more prevalent in Washoe County than in the balance of the state.*

Parent/Family

On a positive note, the percentage of Washoe County high school students who feel that their parents would not approve of their substance use increased in 2007.

Strengths:

- *The percentage of WCSD high school students who feel that their parents would not approve of their substance use increased in 2007.*

Challenges:

- *The percentage of WCSD middle school students reporting that their parents do not always know where they are when they are away from home increased substantially between 2005 and 2007.*

Sexual Behaviors

Though the percentage of Washoe County high school students who have had sexual intercourse has declined, the age of onset for this behavior is becoming younger. Youth continue to engage in unsafe sex by not using condoms (35.0%) and using drugs and alcohol prior to having sex (21.9%). 10.5% report having been forced to have sexual intercourse when they did not want to.

Strengths:

- *The percentage of WCSD high school students reporting that they have ever had sexual intercourse declined significantly from 2005 to 2007.*

Challenges:

- *The percentage of WCSD high school students reporting that they had sex before the age of 13 has remained constant at approximately 6% over the past 8 years.*
- *The percentage of WCSD high school students reporting that they had sex before the age of 15 has risen slightly over the past 6 years.*
- *The percentage of WCSD high school students reporting that they have been pregnant or have gotten someone else pregnant has remained constant at about 7%.*

School/Academic

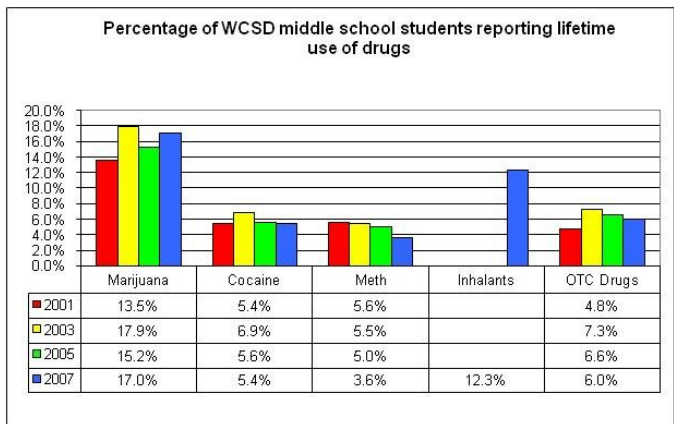
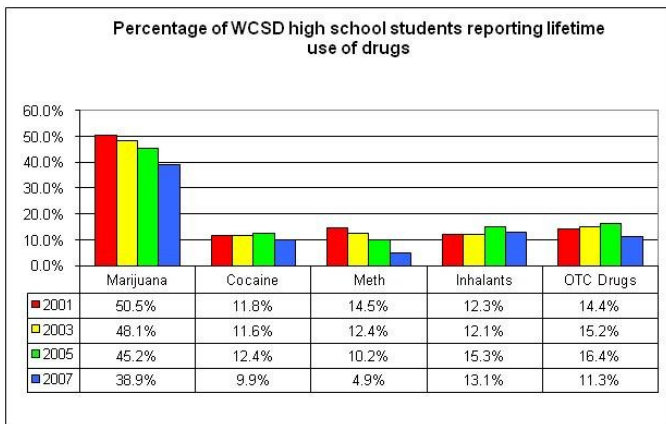
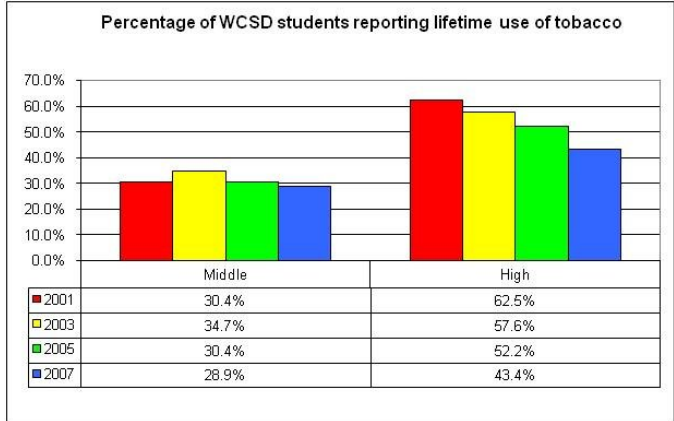
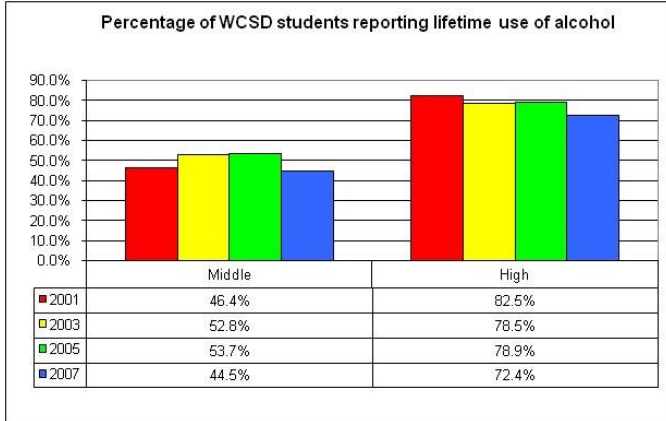
Unfortunately, Washoe County students are increasingly more likely to self report poor grades, unexcused school absences, and lack of intention to pursue post high school programs.

Challenges:

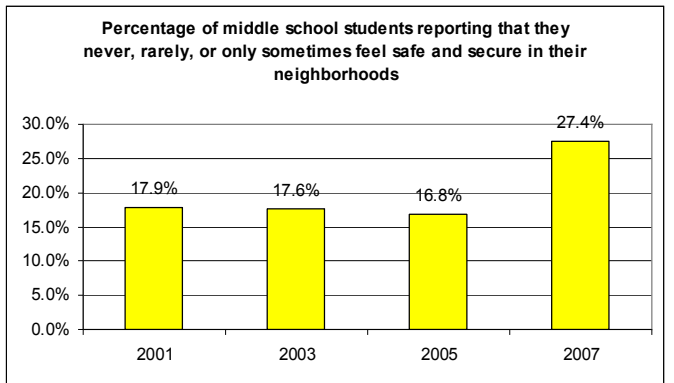
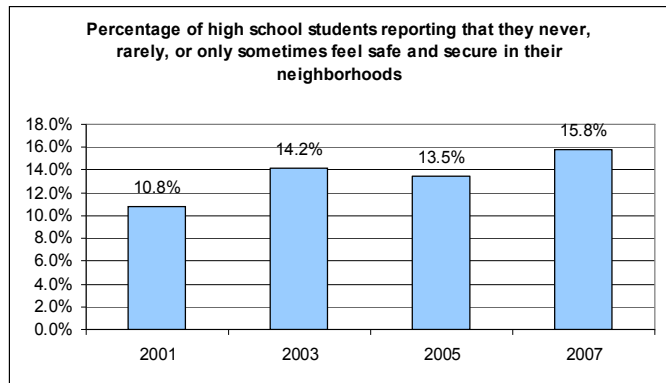
- *The percentage of high school students identifying that their grades are mostly C's, D's, or F's rose steadily from 2001 to 2007. This percentage is much higher in Washoe County than it is in the balance of the state.*
- *Washoe County's high school and middle school students are missing school more regularly than their counterparts elsewhere in Nevada.*
- *The number of high school students not intending to pursue a post high school program has risen substantially from 2001 to 2007.*

Key Data Sets for 2007 YRBS

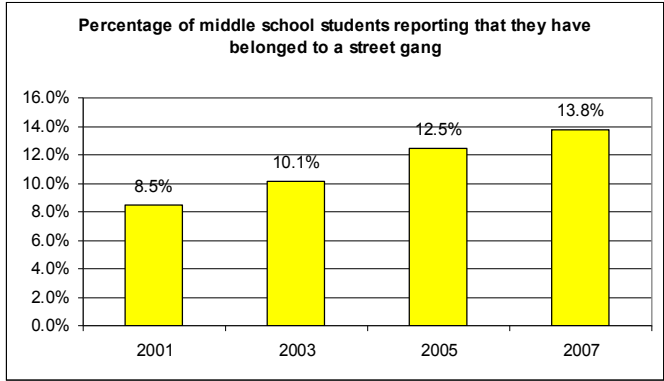
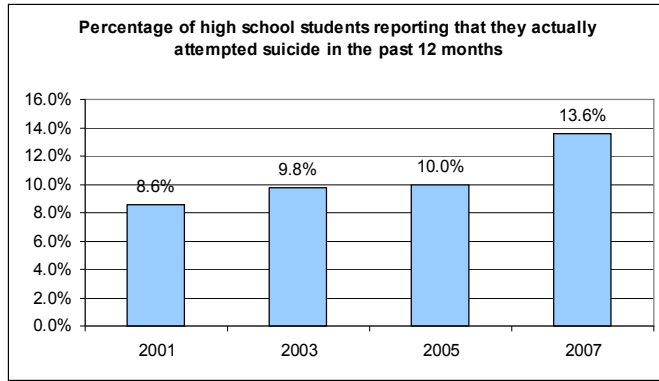
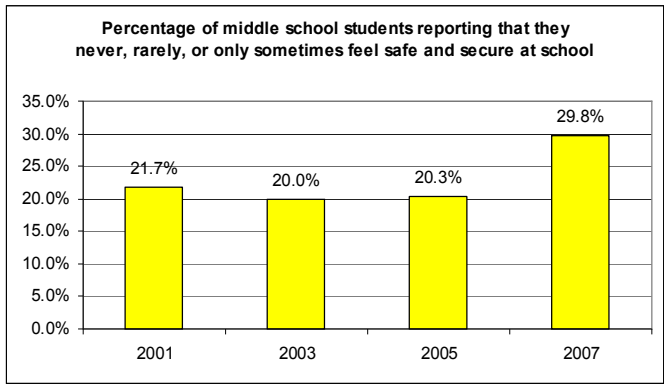
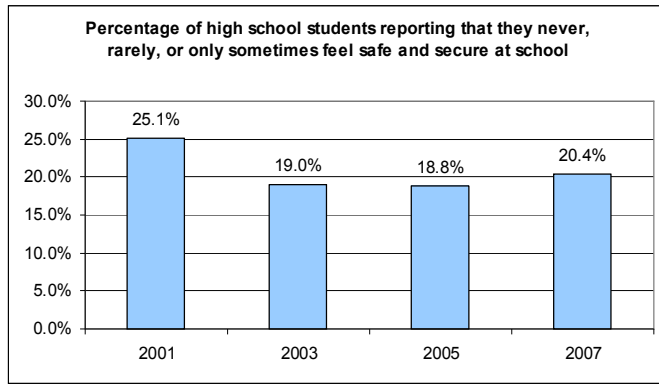
Alcohol, Tobacco and Drug Abuse



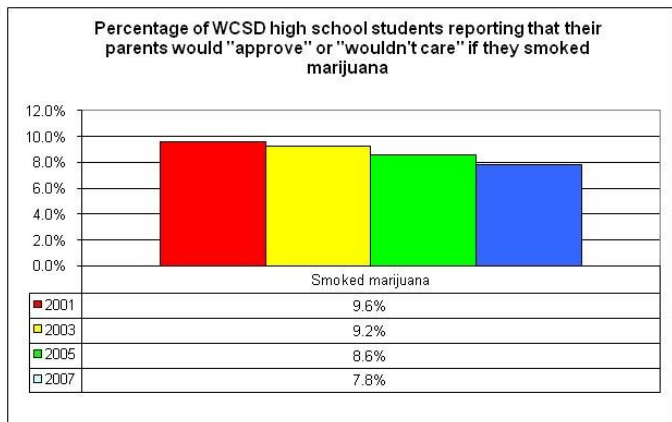
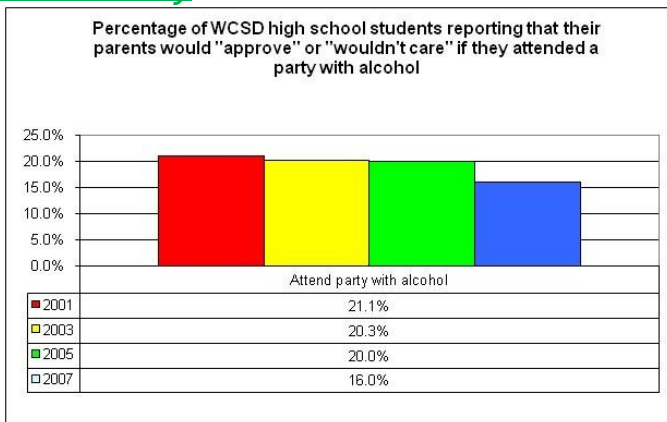
Safety & Security



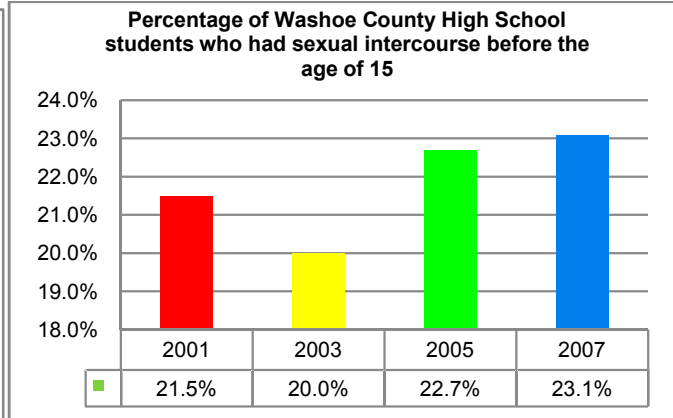
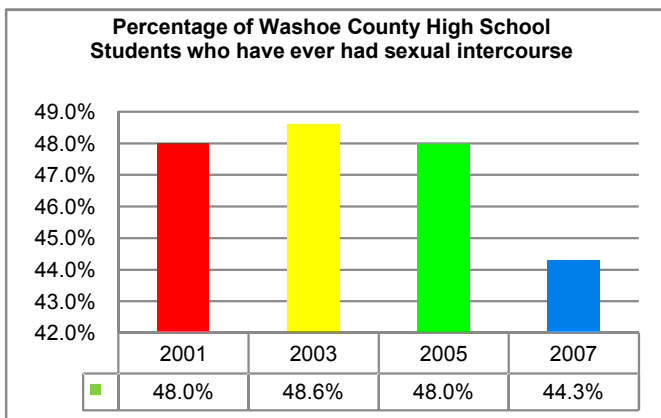
Safety & Security, Cont'd



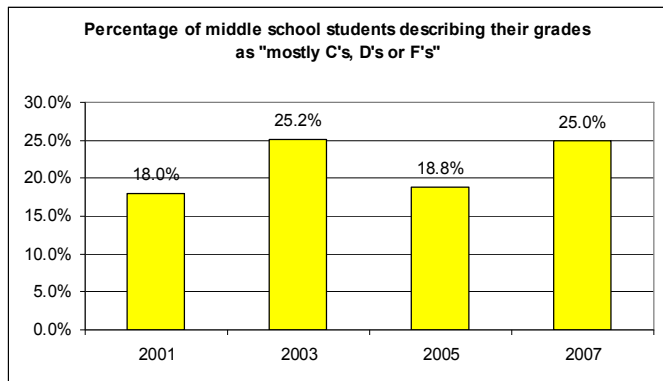
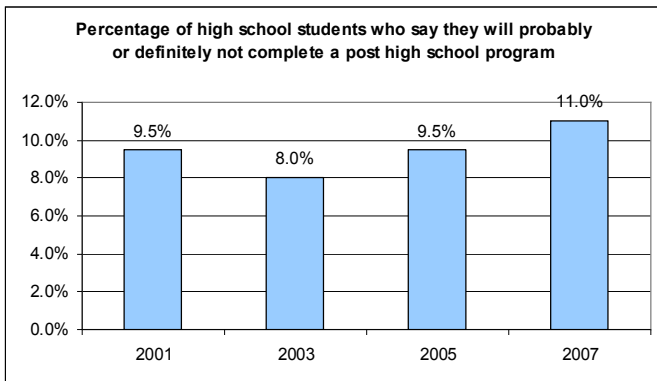
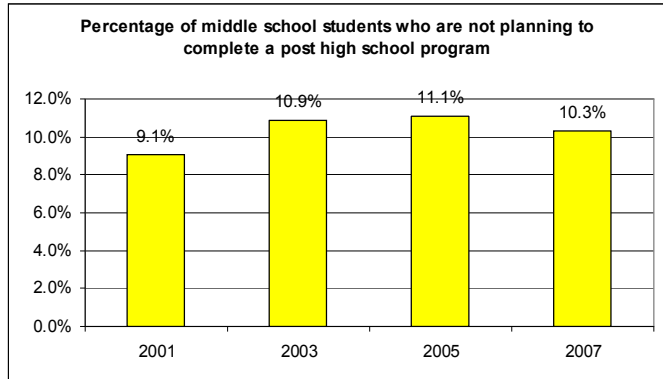
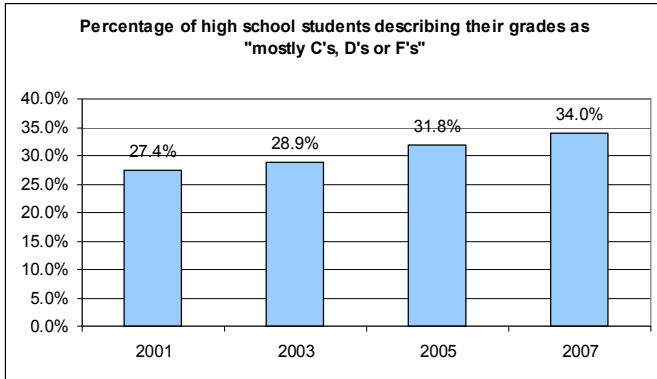
Parent/Family



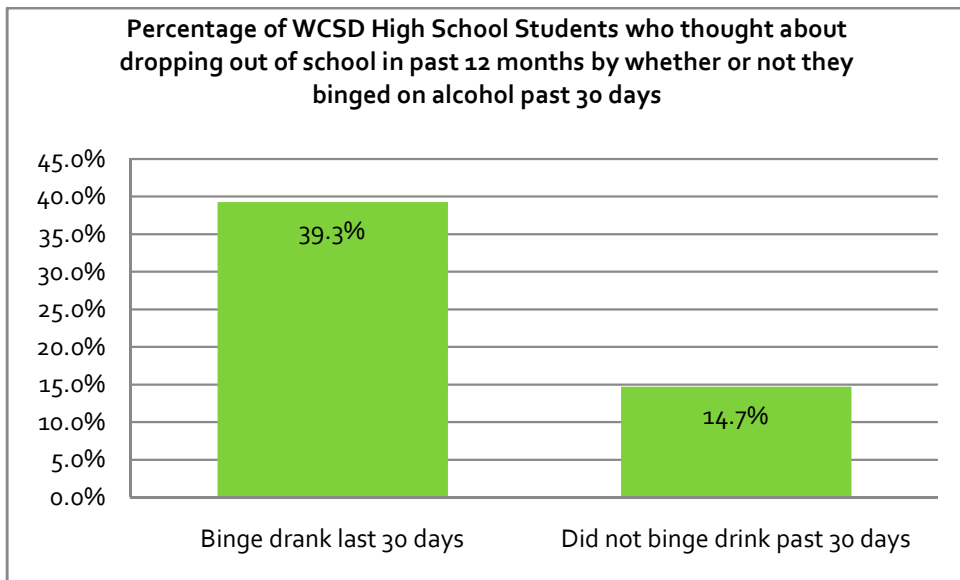
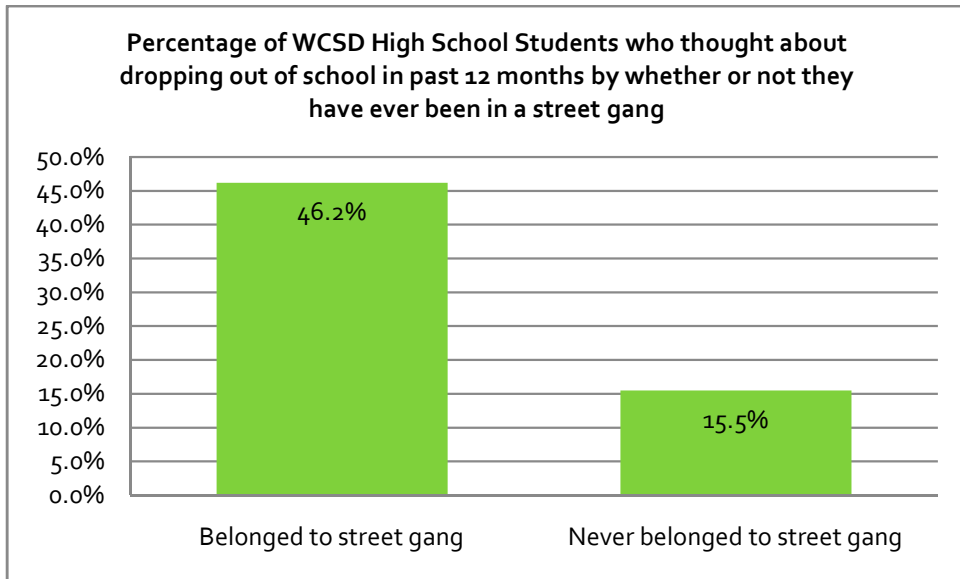
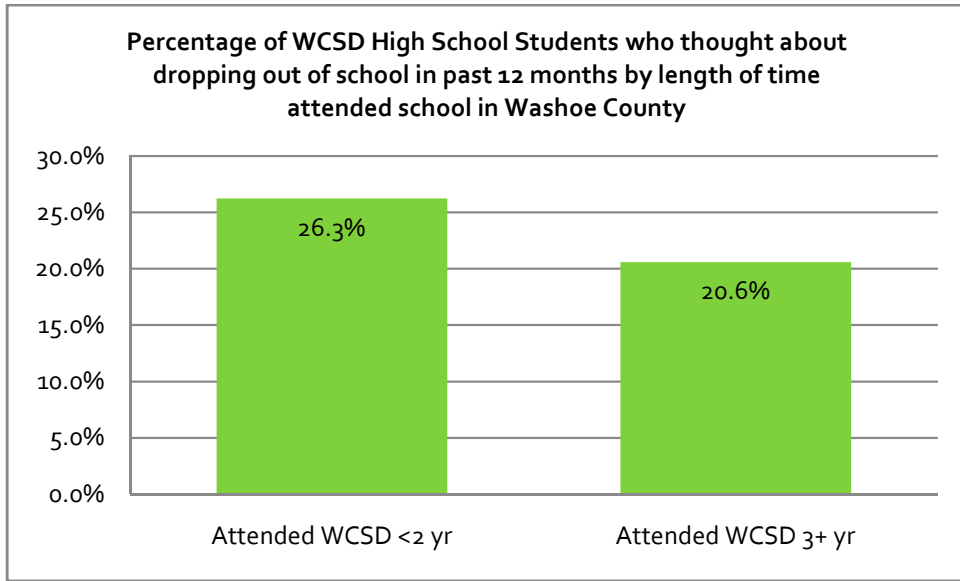
Sexual Behaviors



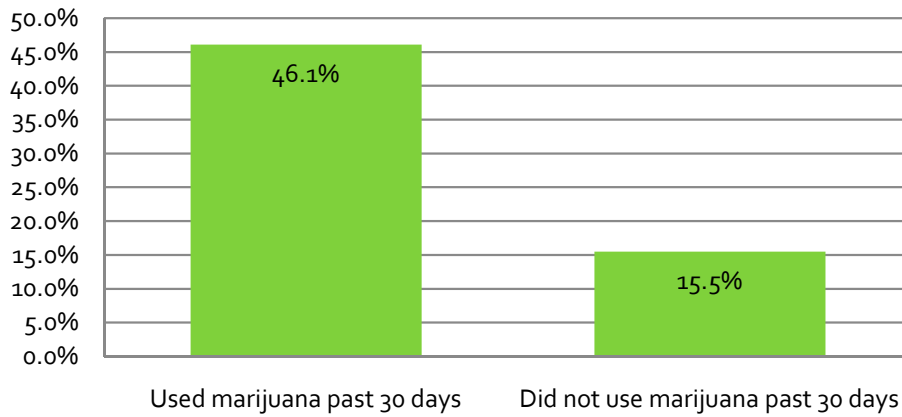
School/Academic



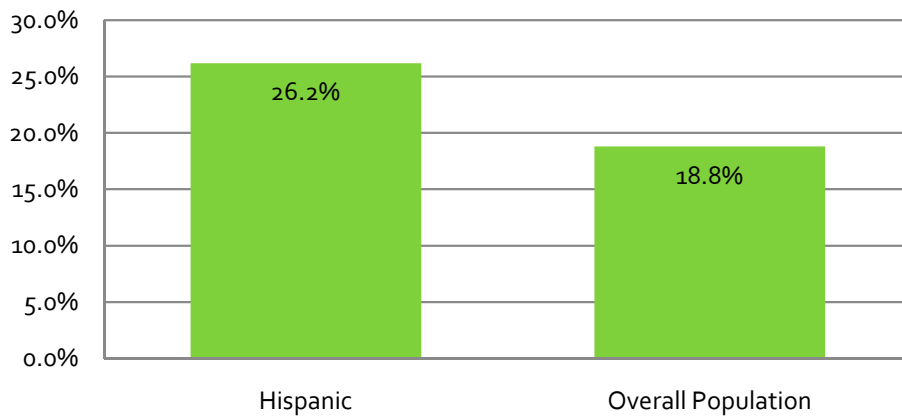
Risk Factors for High School Dropout



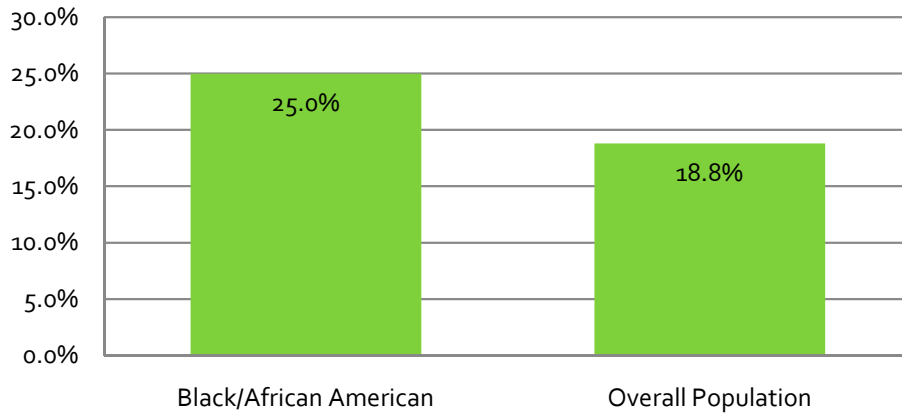
Percentage of WCSD High School Students who thought about dropping out of school in past 12 months by whether or not they used marijuana in past 30 days



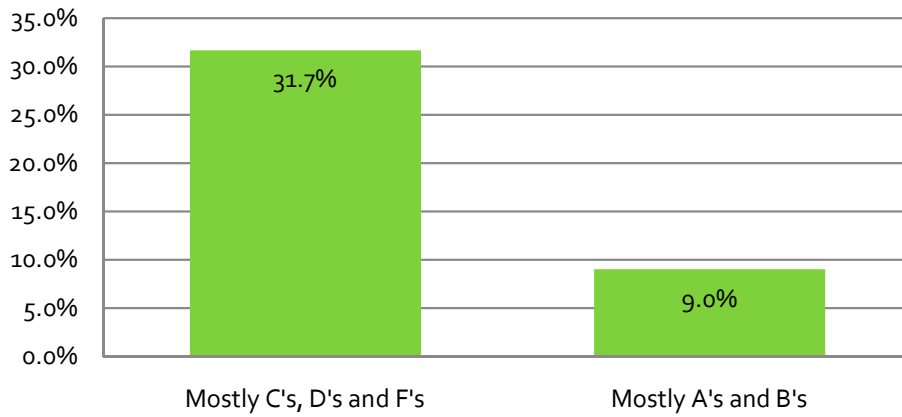
Percentage of WCSD High School Students who thought about dropping out of school in past 12 months by whether or not they are Hispanic/Latino



Percentage of WCSD High School Students who thought about dropping out of school in past 12 months by whether or not they are Black/African American



Percentage of WCSD High School Students who thought about dropping out of school in past 12 months by whether or not they have poor grades



Percentage of WCSD High School Students who thought about dropping out of school in past 12 months by how much school missed past 30 days

