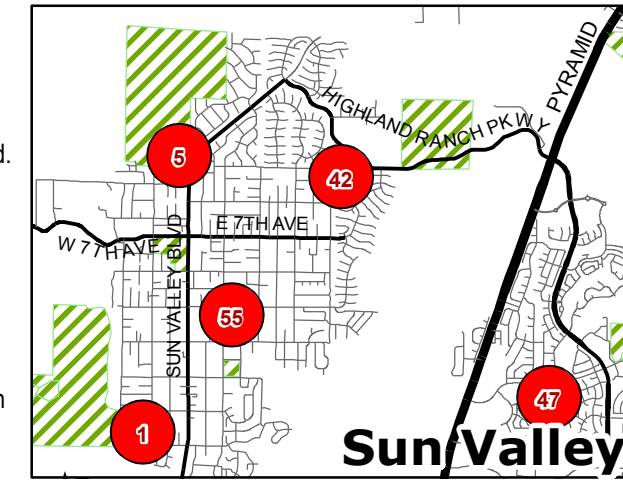
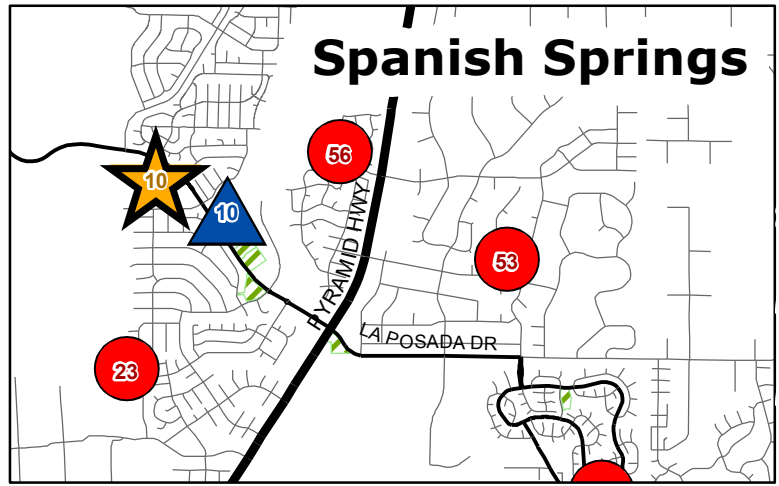


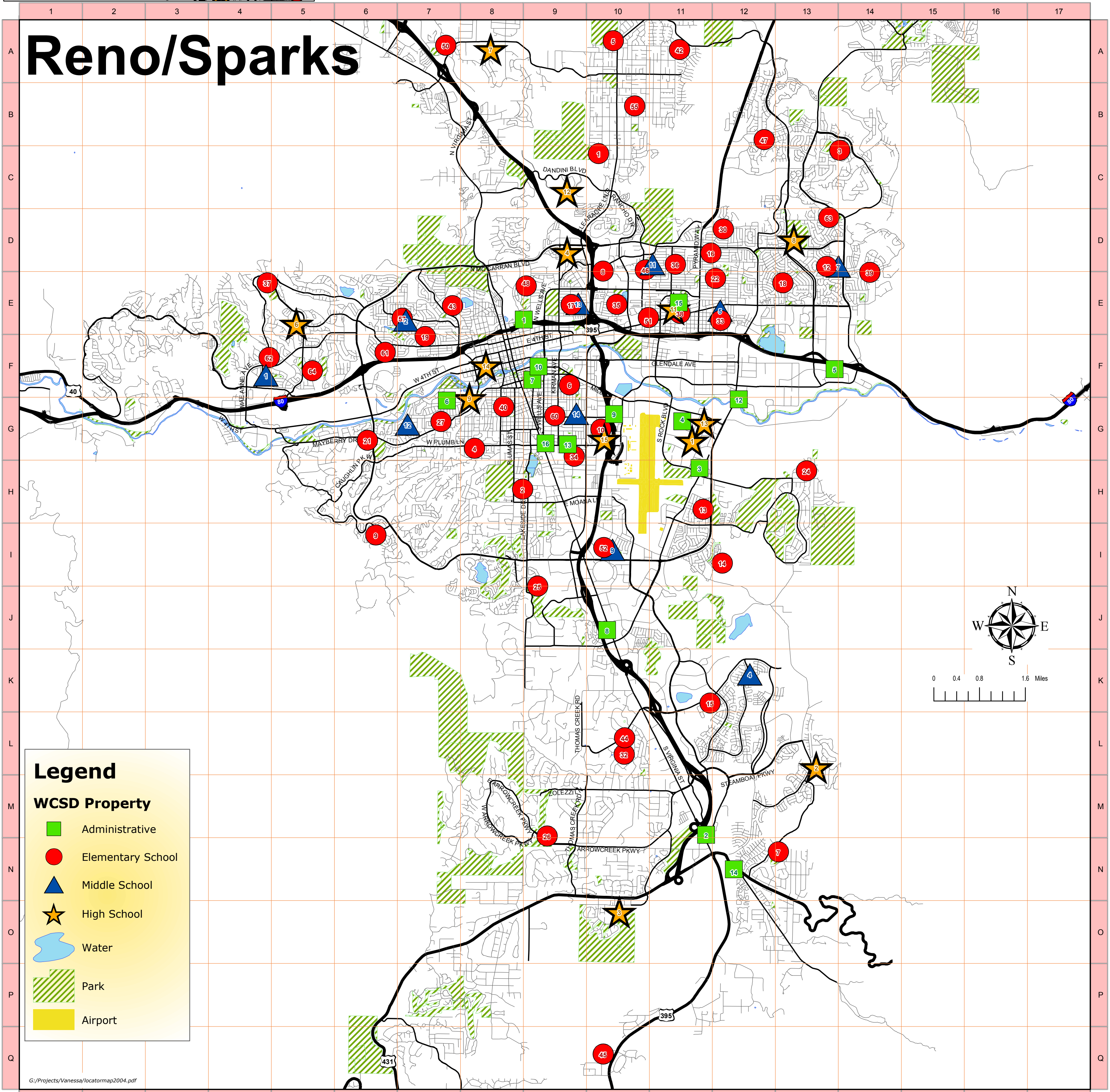
- North Valleys HS  
1470 E. Golden Valley Rd.  
677-5499
- Cold Springs MS  
18235 Cody Ct.  
677-5433
- O'Brien MS  
10500 Stead Blvd.  
677-5420
- Desert Heights ES  
13948 Mt. Bismark St.  
677-5444
- Gomes ES  
3870 Limkin St.  
677-5440
- Lemmon Valley ES  
255 W. Patrician Dr.  
677-5460
- Silver Lake ES  
8719 Red Baron Blvd.  
677-5400
- Alice Smith ES  
1070 Beckworth Dr.  
677-5410
- Stead ES  
10580 Stead Blvd.  
677-5480
- Shultz Transportation  
330 Doubleback Rd.  
677-5454



- Allen ES  
5155 McGuffey Rd  
674-4430
- Bennett ES  
5900 Sidehill Dr  
674-4444
- Palmer ES  
5890 Klondike  
674-4400
- Sun Valley ES  
5490 Leon Dr.  
674-4420



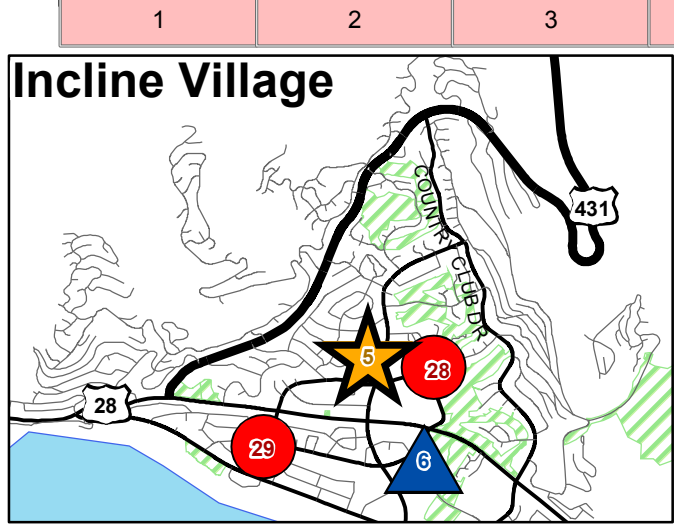
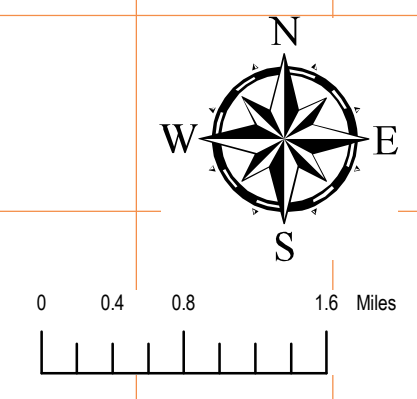
- Spanish Springs HS  
1065 Eagle Canyon Dr.  
425-7733
- Shaw MS  
600 Eagle Canyon Dr.  
425-7777
- Hall ES  
185 Shelby Dr.  
425-7755
- Spanish Springs ES  
100 Marilyn Mae Dr.  
425-7710
- Taylor ES  
252 Egyptian Way  
425-7710



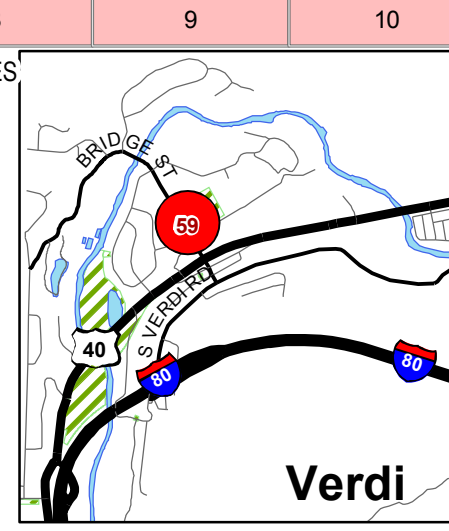
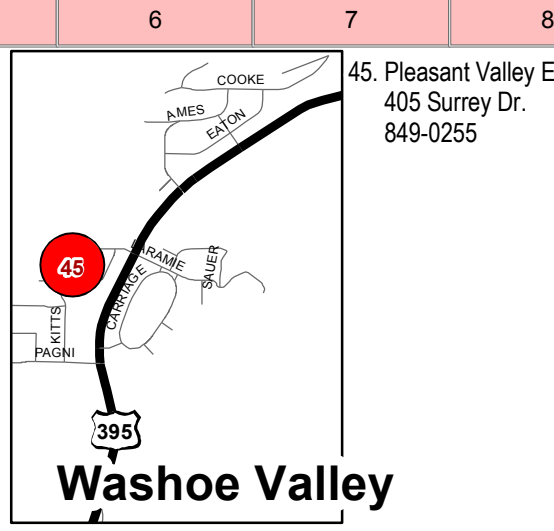
**Legend**

**WCSD Property**

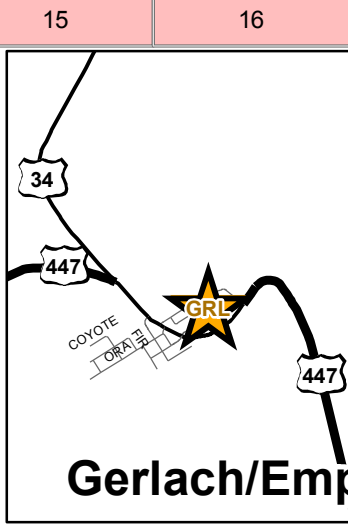
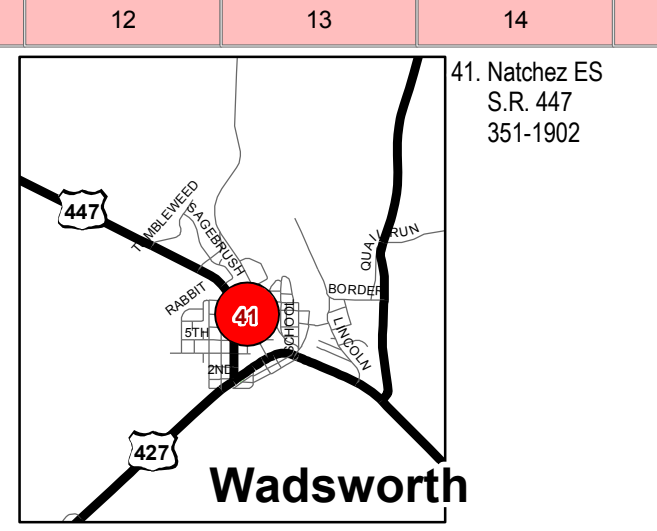
- Administrative (Green square)
- Elementary School (Red circle)
- Middle School (Blue triangle)
- High School (Yellow star)
- Water (Blue wavy line)
- Park (Green hatched area)
- Airport (Yellow square)



- Incline High School  
499 Village Blvd.  
832-4260
- Incline Middle, 6th-8th  
931 Southwood Blvd.  
832-4220
- Incline Elementary, K-2nd  
771 Southwood Blvd.  
832-4240
- Incline Elementary, 3rd-5th  
915 Northwood Blvd.  
832-4240



- Verdi ES  
250 Bridge St.  
345-8100



- Natchez ES  
S.R. 447  
351-1902
- Gerlach HS/MS & Johnson ES  
555 E. Sunset Blvd.  
557-2326

G:/Projects/Vanessa/locatormap2004.pdf