

*Pine
Middle
School*

2000-01 Accountability Report

4800 Neil Road • Reno, NV 89502
(775) 689-2550 • Fax (775) 689-2539

David L. Fullenwider, Principal
James Hager, Ph.D., Superintendent

1

Principal's Highlights

Pine Middle School would like to highlight a few of the many wonderful things that happened this school year.

- Our Partners-in-Education, The Builders Association of Northern Nevada helped us kick off the year with a BBQ for all incoming 7th graders and their parents. We served over 800 hamburgers and hot dogs. Our Partners proved to be an extremely valuable resource to the school—they are truly wonderful to work with.
- Pine Middle School received a grant to help remediate students in English, math, science, and history. A total of 468 students received tutoring from their classroom teachers after school. Ninety-four percent of the students met the goal of improved grades in their regular classes during the year.
- Our math teachers decided to take a risk this year. In the past, only 30% of our 7th-grade students enrolled in pre-algebra. This year all of our 7th-grade students took

pre-algebra. Our teachers wrote manuals because we didn't have enough books. We provided extra help by tutoring after school and by using our new NovaNet lab during the day to provide more individualized instruction. Our math teachers received a letter of congratulations from school board member, Anne Loring, in recognition of the significant increase in our 7th-grade math CRT scores.

- Through the generosity of our parents, we were able to add many titles to our library this year. Library circulation quadrupled over the prior year, due in large part to the Accelerated Reader program that our parents funded the year before. Our school has taken on a new appearance with the help of our parents: we have a terrific reader board in front of the school, our office was remodeled to make it more efficient, our landscaping was completed, and our entry way was refurbished

2

Progress Toward Goals

Pine Middle School set goals for 2000-2001 in three main areas: remediation of students in danger of failing; expand pre-algebra to include all 7th grade students, and getting our Accelerated Reader program fully functional.

- As mentioned in the Principal's highlights, our after school tutoring program was very successful. Of the 468 students who received tutoring services, 94% earned a passing grade in their core classes. Many students who would have been retained by state law were able to meet the requirements and move on to high school.
- All 7th-grade students took pre-algebra this year. This means that approximately 350 students who wouldn't

have been exposed to algebra until the 8th grade did so a year earlier. Our middle school math CRT scores indicate that 131 students scored a 75% or better on the test. This is up from 77 students last year.

- Our Accelerated Reader program became fully functional at the beginning of the year. Parents have continued to make significant contributions to this program so we can expand our library collection. Library circulation increased four-fold over the prior year! Reading is like baseball: if you want to get good at it, you have to practice.

3 School Statistics

General Statistics	School	District
2000-01 Enrollment	996	55,673
Annual Enrollment Change	0.8%	3.1%
Transiency Rate	21%	29%
Average Daily Attendance (ADA)	94.8%	94.1%
Student: Counselor Ratio	332 : 1	453 : 1
Habitual Discipline Problem Students	0	2

Student Suspensions, Expulsions, Referrals

Number of **incidents** of student disciplinary actions for the following reasons:

	School	All Mid	District
Violence to Students:	5	161	401
Violence to Staff	0	9	41
Threats/ Extortions	0	22	100
Possession of Cont. Substance	7	53	218
Sale/ Distribution Cont Substance	0	2	5
Possession of Alcohol	2	20	113
Possession of Weapons	3	13	42

Retention by Grade

Grade	School	District
Grade 7	0.2%	0.3%
Grade 8	1.0%	0.5%

Classroom Information

Average Class Size	School	All Mid	District
English	24	25	23
Math	27	26	24
Science	26	26	24
Social Studies	26	26	24

Classes Taught by Teachers Outside

Their Area of License:	School	District
English	0.0%	1.0%
Math	0.0%	1.0%
Science	0.0%	3.0%
Social Studies	0.0%	1.0%

About our Teachers

Degrees	School	District
Bachelor's	40%	45%
Master's or Higher	60%	55%
Experience (WCSD only)		
New-2 Years	25%	26%
3-10 Years	44%	43%
11-20 Years	19%	20%
21+ Years	12%	11%
Teaching in Area of License	98%	99%
Teacher ADA	96.1%	95.4%

4 Special Programs

Percentage of total enrollment participating in special programs by individual school and district.

Participation Levels	School	District
Special Education	9.2%	12%*
English as a Second Language.....	4.8%	12%*
Gifted/Academically Talented.....	4.7%	4%*
Free/Reduced Meals	25.4% □	31%*
Music.....	46.7% ▼	23%**
Art	46.0% ▼	36%**
Foreign Language.....	54.1% ▼	34%**

* These district percentages include data from ALL elementary, middle and high schools

□ This percentage is estimated based on families applying for and being eligible for free or reduced meals.

▼ This is a duplicated count. Students may be enrolled in one or more of these classes.

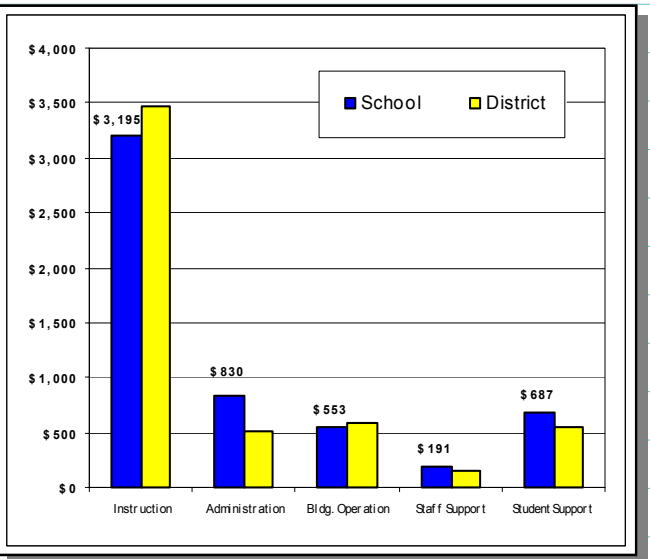
** These district percentages include data from MIDDLE and HIGH schools only.

5 Per-Pupil Expenditures

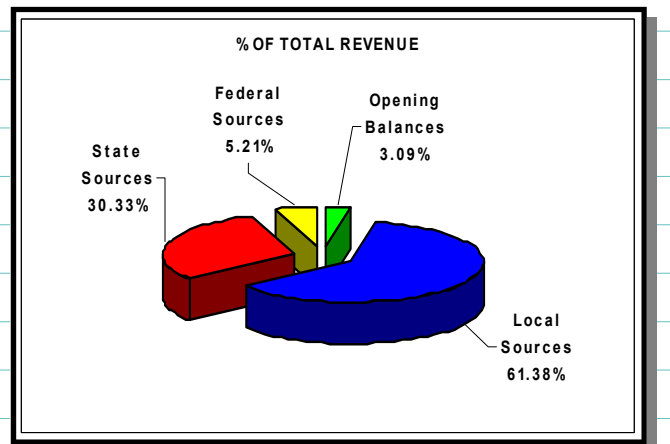
School Per-Pupil Expenditures By Category

School Total = \$5,456 (Includes Special Revenue Monies)

District-wide Cost Per Pupil = \$5,670



District Sources of Revenue†



6 STUDENT ACHIEVEMENT

TerraNova Summary Report

TerraNova is given in grades 3, 4, 8 & 10 in the Washoe County School District. The National Average Rank is 50 with 25% of students traditionally scoring in each quarter.

Percentage of eligible students participating in 2001 TerraNova testing		
	School	District
Grade 8	99.6%	98.5%

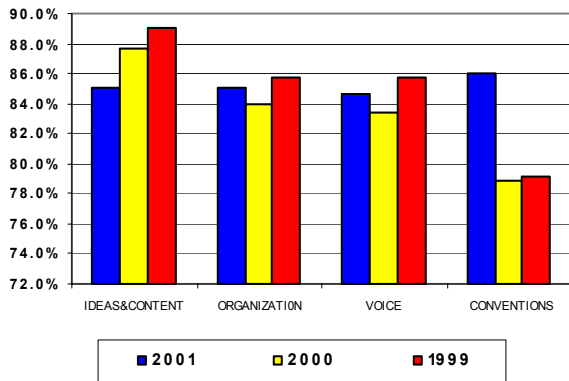
Some students are considered "exempt" from testing due to Special Education needs or Limited English Proficiency.

8th Grade	Reading			Language			Math			Science		
	Natl %-tile Rank	Percent Scoring in		Natl %-tile Rank	Percent Scoring in		Natl %-tile Rank	Percent Scoring in		Natl %-tile Rank	Percent Scoring in	
		Top ¼	Bottom ¼		Top ¼	Bottom ¼		Top ¼	Bottom ¼		Top ¼	Bottom ¼
2001	64	35.8	12.3	64	35.6	12.1	59	32.9	18.2	60	27.8	13.4
2000	66	39.8	12.9	66	39.6	12.2	59	33.3	17.8	65	36.4	11.8
1999	63	37.6	13.8	61	32.9	16.3	55	29.1	22.5	60	31.2	14.4
District												
2001	57	29.5	19.2	56	27.1	18.6	51	25.0	24.5	55	24.2	18.0
2000	54	24.1	20.3	59	33.0	19.1	54	24.4	19.6	55	25.1	19.8
1999	51	21.9	22.7	57	31.2	20.3	51	22.1	23.1	53	23.1	20.7

Eighth Grade Writing Traits Proficiency

School	Number of Students	Percentage of Proficient Students in Each of the Four Content Areas				Percent of Students Scoring 3 or Higher on	
		IDEAS & CONTENT	ORGANIZATION	VOICE	CONVENTIONS	All Four Traits	More Traits
2001	456	85.1%	85.1%	84.6%	86.0%	77.0%	92.1%
2000	445	87.6%	84.0%	83.4%	78.9%	72.1%	91.7%
1999	447	89.0%	85.7%	85.7%	79.2%	72.5%	93.7%
District							
2001	4362	61.8%	55.6%	56.3%	55.2%	37.6%	75.0%
2000	4180	55.5%	54.5%	49.9%	56.7%	35.7%	72.2%
1999	3899	56.7%	51.7%	49.5%	50.9%	32.5%	71.1%

Content Area Performance



7 Remedial Education Funds

Sources	Amount	
	School	District
Title 1 - Basic	\$ -	\$ 2,924,824.91
Goal's 2000 LEA Reform	\$ -	\$ 346,832.40
21st Century	\$ -	\$ 1,045,496.66
C.S.R.D.	\$ -	\$ 399,069.68
SB 555 Remed Ed, Sec 19	\$ 30,145.14	\$ 223,498.45
SB 555 Remed Ed, Sec 18	\$ -	\$ 566,897.14

Title 1 — Federal Funds to provide services for low achieving students.
 Goals 2000 — Federal Funds for increasing Student Achievement, Teacher & Administrative Development
 21st Century — Federal Funds for projects to help serve the needs of community and the school
 C.S.R.D. — Federal Comprehensive School Reform Demonstration Funds
 SB 555, Sec 18 & 19 — State Funds Remedial Education for outside classtime assistance

8

Technology Use at School

Level 1 Standard Computers for Instructional Use

School Library Internet Access	Yes
Computer Lab Internet Access	Yes
Classrooms with Internet Access	100%
Student: Computer Ratio	11 : 1

- We have a new NovaNet lab this year. The lab has 20 computers with excellent on-line software that allows students to work at their own pace. This was especially helpful for those students that struggled in pre-algebra. In addition to their regular math class, they received another period of math through NovaNet that was geared to their individual needs.
- Many teachers took the opportunity during the year to sign up for time in our computer labs to research English and social study projects on the Internet. Students in the Newcomers' Center (non-English speaking students) were able to take a class in the computer lab, as well.
- Pine Middle School has a web site located at www.pinemiddleschool.com. Please look us up to see the many things that are happening at Pine.
- Pine has taken a giant leap forward in its technology and access to the Internet. All classrooms now have Internet access and a bank of computers has been set up in the library for student Internet use. Our two computer labs also are hooked up to the Internet, giving us another 60 Internet connections.

9

Parent/ Community Involvement

- The number of parents who attend our orientation/BBQ in August, our Open House in September, our Concerts in December and May, and our Awards Assembly in June is so large that we have split each event into two sessions. Our PTA sends out a monthly newsletter to keep our parents informed of all that goes on at Pine.
- During the year, Pine's Partner-in-Education, the Builders' Association of Northern Nevada (BANN), has been an immense help. We couldn't ask for a better partner. They have funded field trips, hosted the BBQ, gotten building permits for the school, and a host of things.
- Towards the end of the year, we started a DAD's CLUB at Pine. This is an opportunity for dads to take an active part in their children's education. Dads help supervise students before and after school, during lunch, and at school dances. Our Partner-in-Education purchased coats with the school's logo for our dads to wear while on duty.
- The Mount Rose Lodge #140 has adopted Pine Middle School in memory of one of its founding members, Edward L. Pine. In April, they hosted all-you-can-eat spaghetti feed at Guido's Restaurant. All proceeds (\$2350) were donated to Pine Middle School.
- The Miguel Ribera Family Resource Center continues to be a major resource to the Neil Road neighborhood. The Center provides counseling services, emergency food, ESL instruction for adults, and try to help families in any way that they can.

This Annual School District Report is prepared for the residents of Washoe County as required by Nevada State Law, NRS 385.347. For more information about this report or its requirements, contact the Washoe County School District Educational Assessment and Accountability Office, (775) 348-0201.

Non Profit Org
U.S. Postage
PAID
Permit No. 217
Reno, NV

Washoe County School District
425 East Ninth Street
P.O. Box 30425
Reno, NV 89520-3425

